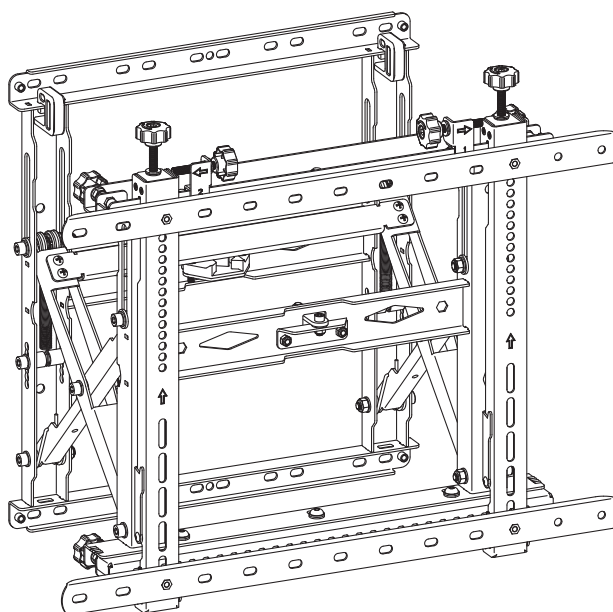


Heavy Duty Pop-Out Wall Mount



FEATURES

- Spring-loaded “pop-out” mechanism and kickstands for effortless servicing of displays, particularly those installed in recessed wall cavities or video wall arrays
- Fine depth adjustment for each display corner via tool-free dials for precise alignment in video wall arrays
- Post-installation display levelling with independent, tool-free vertical adjustment dials on each display bracket
- Adjustable pop-out force with 6 settings to suit varying display weights
- Tamper-proof with included pop-out locks to prevent interference in public spaces
- Theft-resistant with security screw and locking options (padlock not included)
- Suitable for installation on most types of wall construction when paired with appropriate hardware (wall mounting hardware not included)
- Supplied with display mounting hardware, pop-out locks and 600mm VESA adaptors.

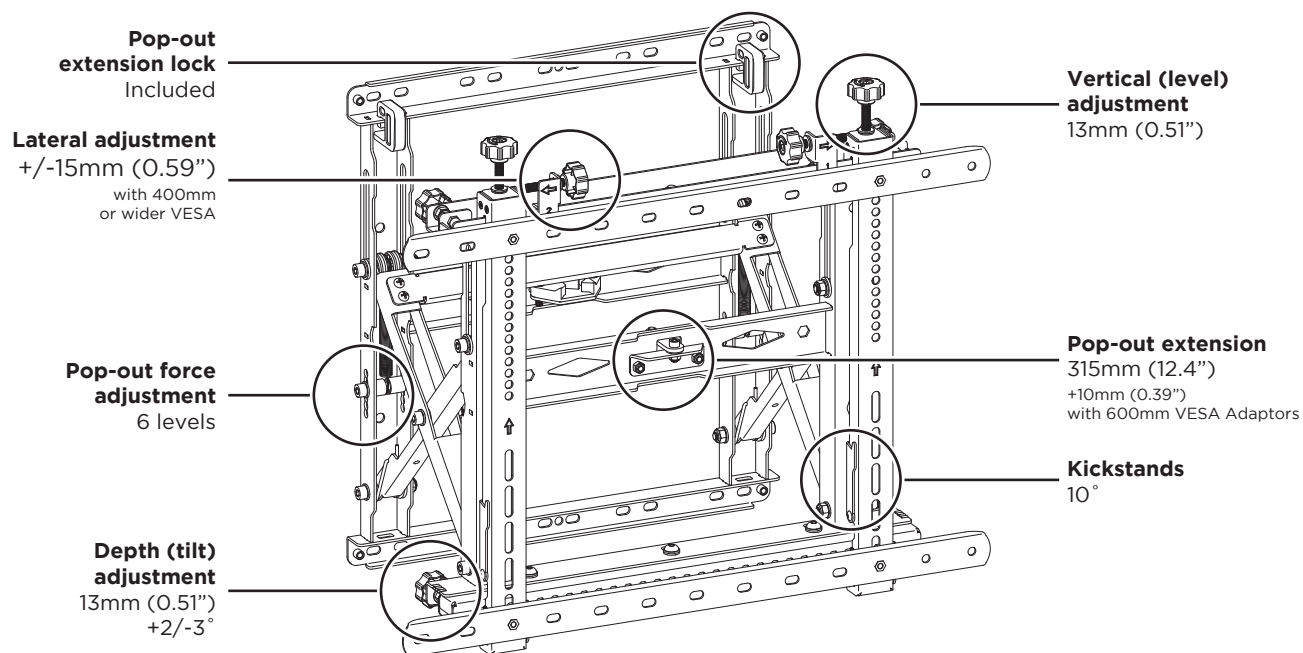
Display weight	0 - 70kg (0 - 154lb)*
Tilt adjustment	+2°/-3°
Vertical adjustment	13mm (0.51")
Lateral adjustment	+/-15mm (0.59") with 400mm VESA or wider
Depth adjustment	13mm (0.51")
Min. profile to wall	110mm (4.33") 120mm (4.72") with 600mm VESA Adaptors
Max. extension	315mm (12.40") 325mm (12.80") with 600mm VESA Adaptors
VESA mounting	Universal; 100x100 - 400x400 Using VESA 600 Adaptors; 400x600 600x400
Primary materials	Steel, Engineering Polymers

*Curved monitors, deep devices (such as all-in-one PCs), VESA mounted accessories (such as mini PC brackets and mounts), and offset VESA locations exert additional leverage that can exceed the capacity of the mount even though the monitor weight may be within the stated range. Please contact Atdec if you would like further information.

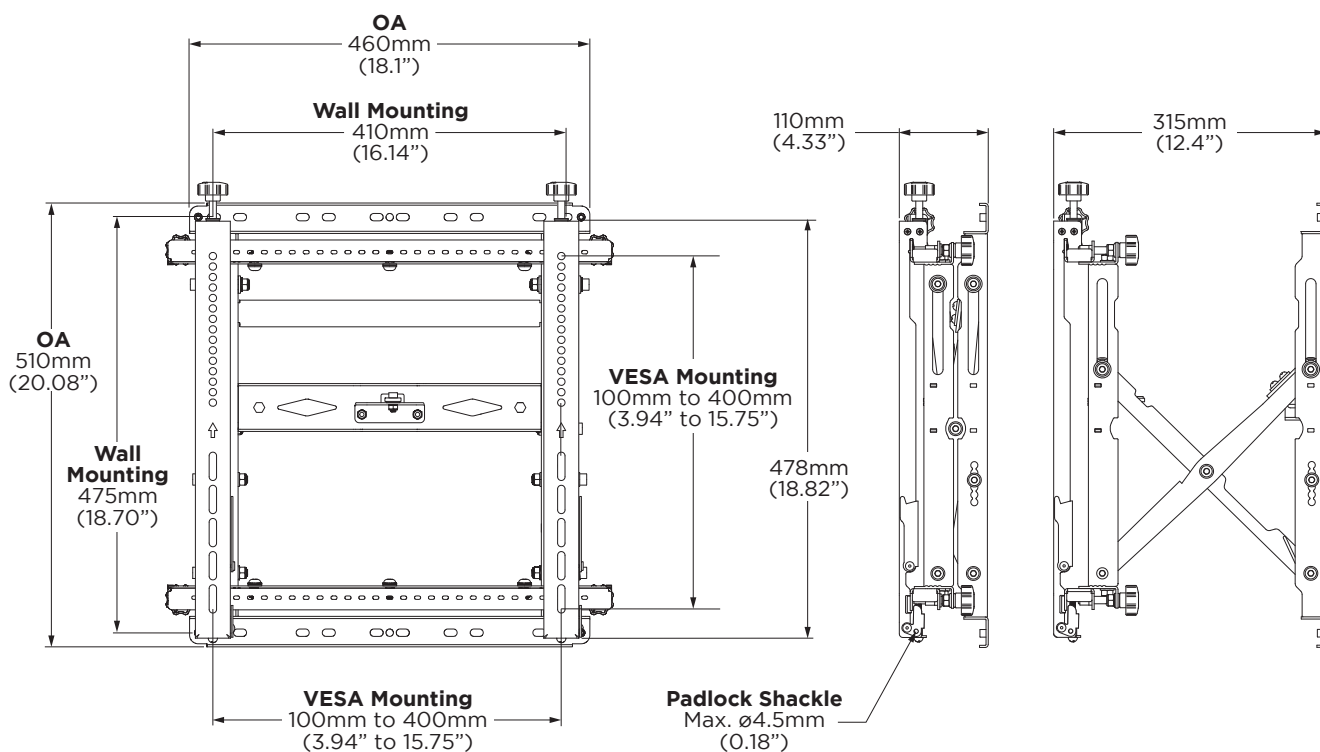
WARRANTY

10 years limited

MOVEMENT

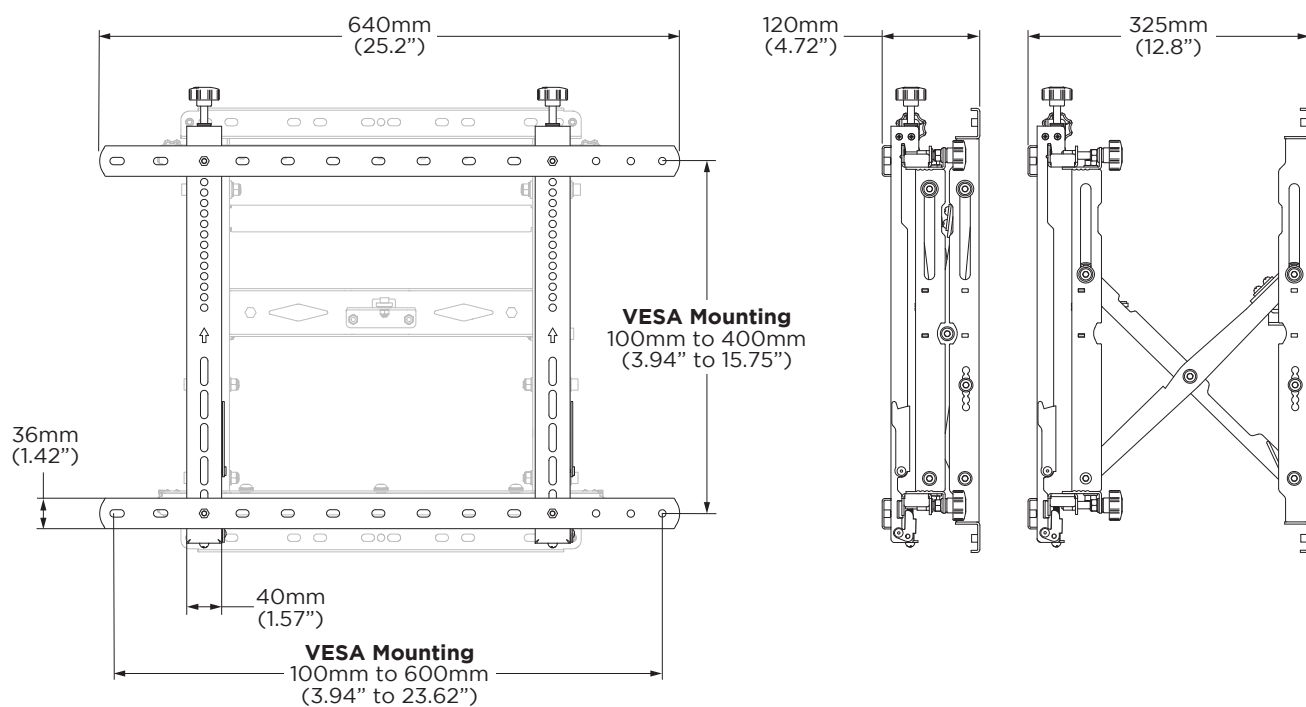


DIMENSIONS



DIMENSIONS WITH 600MM VESA ADAPTORS

Horizontal/Landscape Configuration



Vertical/Portrait Configuration

